

Did you know that attending school every day and arriving on time every day is important to your child's success and learning?

**By making sure your child attends Reception each day on time you will help them to:**

Develop their knowledge of school routines meaning they will feel comfortable and secure in a new environment.

Develop social skills and friendship groups.

Develop positive relationships with staff and children.

Take part in all aspects of the Curriculum.

**Being absent from Reception can:**

Make it harder to develop early reading skills.

Make it harder to build positive relationships with staff and other pupils.

Develop a poor attendance pattern that is hard to break.

**What you can do**

- Talk to your child positively about school.
- It's important to explain where they'll be going, what they'll be doing and for how long.
- Find out what day term starts and start the exciting countdown!
- Share ideas other parents to make the school run go smoothly
- Set a regular bedtime and morning routine – allowing time for things to go wrong as they sometimes do with small children.
- Lay out clothes, and lunchboxes the night before
- Develop back-up plans for getting to nursery or school if something comes up (e.g. you are not well)
- Make sure your child arrives at school on time
- Ensure School is notified by telephone if your child is absent, on the first day of absence and they are kept updated throughout any absence period.
- Medical or dental appointments are booked outside of school hours when possible.
- Holidays are not taken during term time.
- If your child seems anxious about going to reception, talk to their teacher,

# Reception Information Evening 2023-2024



---

Inspection of a good school: Dorridge Primary School  
Station Road, Dorridge, Solihull, West Midlands  
B93 8EU

Inspection dates: 23rd 24 May 2023

Outcome

Dorridge Primary School continues to be a good school.

There is enough evidence of improved performance to suggest that the school could be judged outstanding if we were to carry out a graded (section 5) inspection now. The school's next inspection will be a graded inspection.



# Welcome

---

**Senior Management Team**

**Admin Team**

**Inclusion Team**





# 1. Safeguarding

Designated Safeguarding Leads in school:

Mrs Ashe, Mrs Green, Mrs Thelwell, Mrs Hales and Mrs Fantham

Safeguarding and promoting the welfare of children is everyone's responsibility. Everyone who comes into contact with children and their families has a role to play. At Dorridge we consider, at all times, what is in the best interests of the child.





# SAFER SCHOOLS

Provided by



# Attendance

Good attendance is vitally important to your child's education. We monitor the children's attendance ½ termly and will write to you if it drops below 90%. Following this it will be referred to the EET(Education Enforcement Team).

Request for Leave of Absence	
Child's Name :	
Class	
Leave of absence on / between : .....20..... (first day of absence from school) and .....20..... (last day of absence from school)	
Reason for absence (please be specific):  	
Parent's Signature:	Date:
Office Use Only Any absence/s will be recorded as authorised / unauthorised	
Mrs H Ashe Head Teacher	O C H M P R B V G

**Absence Codes**  
O- Unauthorised  
C- Other authorised  
H- Agreed holiday  
M- Medical appointment  
P- Sport agreed  
R- Religious  
B- Educated offsite  
V- Educational trip  
G- Not agreed holiday

To request a leave of absence for appointments etc fill in a form at the front desk. This will be given to Mrs Ashe for a decision.



# Illness

If your child is ill, please inform the school office that your child will be absent. For sickness and diarrhoea, we ask that the children are kept away from school for 48 hours, to avoid infecting other children and re-infecting themselves. Further advice on other medical conditions is available on our website 'Illness Actions'.







## ParentPay



ParentPay is the school online payment system that lets you make secure online payments by credit and debit card.

It's used to make cashless payments in schools for dinner money and activities like trips, clubs and music lessons.

If you haven't been given a login you will receive a letter that will enable you to log on and choose a password in September.

## School Fund

£30 per child and £50 if you have more than one child attending Dorridge Primary School from Nursery to Year 6.



# Uniform

- School Uniform
- Send coats EVERYDAY and
- Book bag with school logo\*
- PE kit to be kept in school all year.
- Please ensure that names are in EVERYTHING!!!

All Uniform items can be purchased at Palmers or Early Years.

# School Start Times



First

All Reception Children will start on  
Day

**Thursday 7th September**

8.40–8.50am for all Reception children with siblings and children who are booked into Darby's.

9.15am start for children without siblings and new starters.



# School Start Times



## Normal Drop Off and Pick Up

Please make sure you drop off and pick up your children promptly.

8:40am-8.50am (Door closes at 8.50am) Morning drop off, at EYFS door next to Reception outdoor area.

3:15 pm Pick up, this will be from KS1 playground, Children will be brought to their Classroom gate.





# Tonight's Meeting!



13



To meet the team




School Readiness




To have an overview of the curriculum covered in Reception



What an average day looks like.



To understand how we teach the requirements of the EYFS curriculum.



To identify the key ways in which you can help your child at home and in school.





# Hello!

## Meet the Team



RD- Mrs Mannion  
Mrs Bullock

RP- Mrs Davies  
Mrs Cartwright

RS- Miss Gill  
Miss Yorke

**‘The broad range of skills, knowledge and attitudes children need as foundations for good future progress.’**

*(Statutory Framework for the Early Years Foundation Stage, page 4).*

Dorridge Primary School adopts UNICEF’s description of School Readiness as consisting of three pillars –

***Children’s readiness for school***

***Family’s readiness for school***

***School’s readiness for children***

Together, these pillars maximise each child’s likelihood of success as they progress through their time in school.



**School Readiness**

A decorative border of various colored pencils (red, purple, blue, teal, green, yellow, orange) is arranged around the central text, pointing towards the center.

We believe that.....

‘Children are ‘school ready’ when they are resilient and confident, with a keenness to learn and have effective personal and social skills.’

# What is the Early Years Foundation Stage?



The Early Years Foundation Stage (E.Y.F.S.) is the stage of education for children from birth to the end of the Reception year.



It is based on the recognition that children learn best through play and active learning.



# Seven Areas of Learning

---

- x Communication and Language
- x Physical Development
- x Personal, Social and Emotion Development (PSED)
- x Literacy
- x Mathematics
- x Understanding of the World (UW)
- x Expressive Arts and Design (EAD)





## 3 Prime Areas

---

Children should mostly develop the 3 prime areas first, which are...

- x Communication and Language;
- x Physical Development;
- x Personal, Social and Emotional Development.

These **prime areas** are those most essential for your child's healthy development and future learning.



# Communication and Language



1

Listening, attention and  
Understanding

2

Speaking

# Physical Development



1

Gross Motor Skills

2

Fine Motor Skills



# Personal, Social and Emotional Development.



1

Self-Regulation

2

Managing Self

3

Building Relationships

## 4 Specific Areas

---

As children grow, the prime areas will help them to develop skills in 4 specific areas.

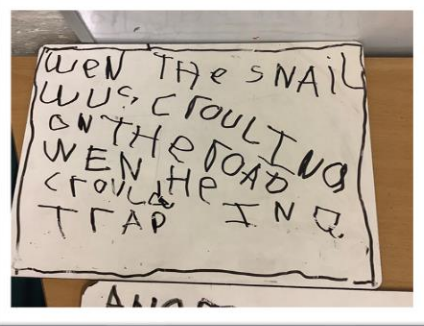
- x Literacy;
- x Mathematics;
- x Understanding of the World;
- x Expressive Arts and Design.





# Literacy

- ✓ Comprehension
- ✓ Word Reading
- ✓ Writing









# Understanding of the World



---

- ✓ Past and Present;
- ✓ People, Culture and Communities;
- ✓ The Natural World.



# Expressive Arts and Design

- ✓ Creating with Materials;
- ✓ Being Imaginative and Expressive.



# First Few Weeks



- ❑ Settling in and getting to know one another.
- ❑ National Baseline.






# A Typical Day

- ☐ Morning Work and Register
- ☐ Phonics
- 
- ☐ Continuous Provision
- ☐ Assembly
- ☐ Dough Gym & Funky Fingers
- ☐ Literacy
- ☐ Lunch
- ☐ Maths
- ☐ Continuous Provision
- ☐ Story/ collect bag etc.





# Register and Morning Work



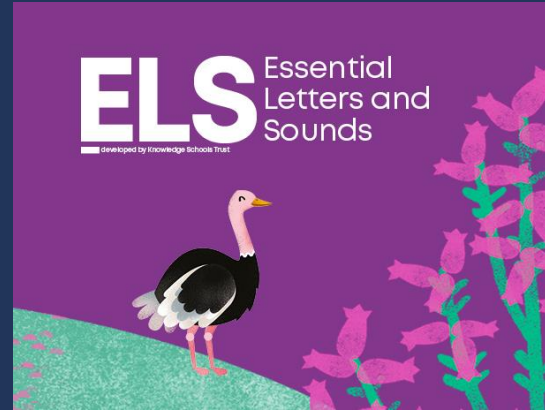
# Phonics

We teach phonics through  
'Essential Letters and Sounds'

Associating letters and groups of  
letters with the sounds that they  
represent

Decode and blend words for reading  
and then writing

## Phonics



## Phase 2

- X Set 1 - s a t p
- X Set 2 - i n m d
- X Set 3 - g o c k
- X Set 4 - c k e u r
- X Set 5 - h b f ff l l s ss
- X Know and understand phase 2 tricky words e.g. **l**, **no**, **into** etc.

- Oral blending
- segmenting and blending written sounds (graphemes)





## Phase 3



- ☐ Set 6 - **j v w x**
- ☐ Set 7 - **y z zz qu**
- ☐ Consonant digraphs - **ch sh th ng nk**
- ☐ Vowel digraphs (and trigraphs) **ai ee igh oa oo ar or ur ow oi ear air ure er ow**
- ☐ Know and understand phase 3 tricky words e.g. **was, be, you** etc.


- X** Phase 3 continues in the same way as Phase 2 and introduces more new sounds.
- X** By the end of Phase 3 the children will know one way of writing down each of the 44 phonemes.





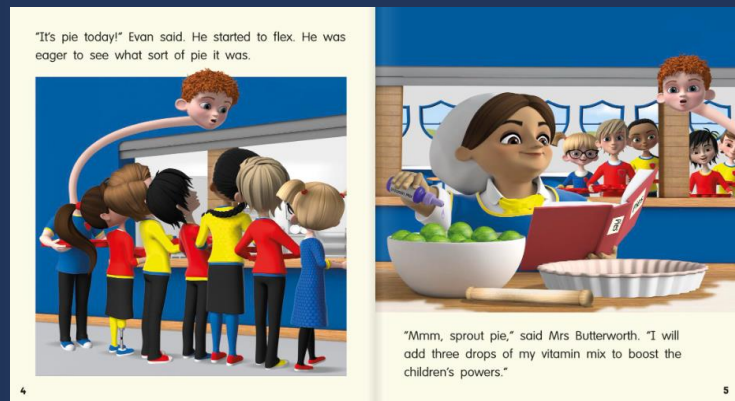
## Phase 4

- X Blend and segment longer words e.g. **suffixes-adding 'ed'**
- X Know and understand phase 4 tricky words e.g. **said, like, come** etc.
- X No new sounds taught



## Phase 5

- ✗ Gentle intro to new sounds
- ✗ To help children to learn to read and spell some polysyllabic words (more than one syllable).
- ✗ Introduced to new phonemes and graphemes that sound the same as previous sounds, such as 'ay' the same sound as 'ai'.




# Continuous Provision





# Assembly

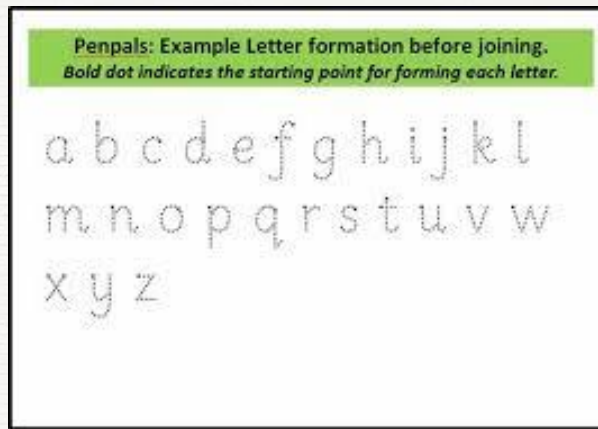










# Dough Gym & Funky Fingers



# Handwriting



# Literacy





# Lunch

Our school meals are cooked on site and provide the children with 2 choices every day.

Our team of experienced cooks are able to meet all dietary needs of individual children.

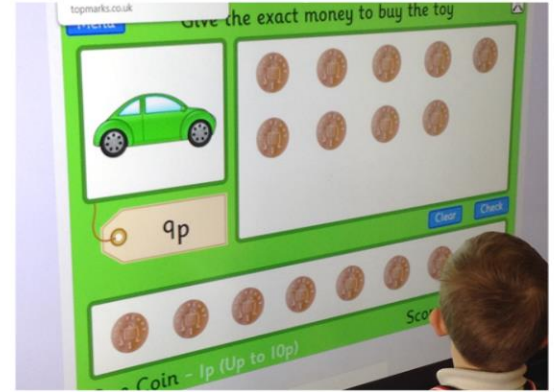
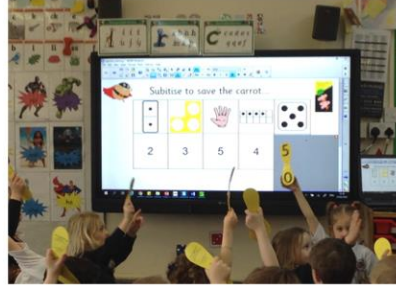




# Lunch




# Mathematics





# Continuous Provision








Story  
Time

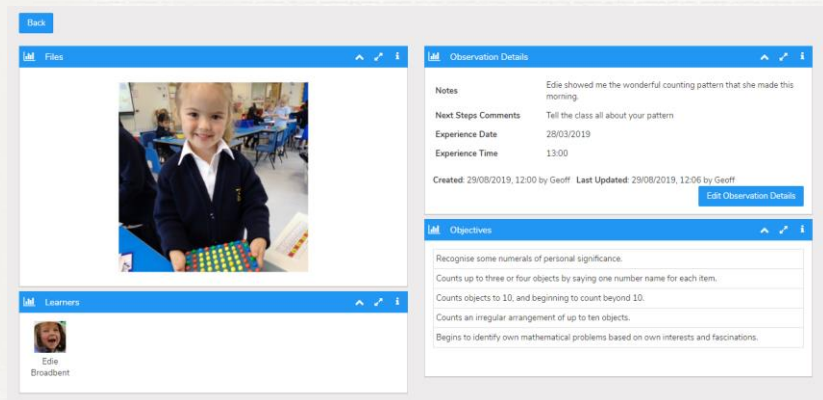






# Reading



# Evidence Me



# Dojo





Increase  
confidence



Improves concentration  
and listening skills



Improve social  
interaction



Improve  
Behaviour





# Forest School


'Forest School is an innovative educational approach to outdoor play and learning.'







How Can I Support My Child?

- 
- The background of the slide is white and is decorated with several sharpened colored pencils in various colors including red, purple, blue, teal, green, yellow, and orange. The pencils are arranged in a circular pattern around the central text.
- X Inclusion
  - X SENDCo (Special Educational Needs and Disabilities Coordinator)
  - X EAL (English as an Additional Language)
  - X Designated Teacher for LAC and PLAC (adopted) pupils

## And Finally...

- 😊 We look forward to working with you and your child in September
- 😊 If you have any worries or concerns please come in and see us and we will do our best to help you
- 😊 If you would like to come in to school to help out in we are always grateful for volunteers
- 😊 Over to the PTA

EYFS Team 😊



# Dorridge Primary School PTA





# PTA Supports Curriculum Enrichment

---



# Enhancing Learning Environment





# PTA Supports School Projects

---



# Mindfulness Hub






# Nursery Canopies





# How can you help?



Your Children  
Will Be Proud  
Of It.

Get Involved.  
Be In The Know.

The Children  
Will Benefit  
From It.

Many Hands  
Make Light  
Work.

Meet New  
Friends!!

You'll  
Feel Good  
About It.