

DORRIDGE PRIMARY SCHOOL HEADLINES 2019-2020



Whole School Results 2018 - 2019

	READING SUMMER 2019					WRITING SUMMER 2019					MATHS SUMMER 2019				
	WBY	WTS	EXS	GDS	WAY	WBY	WTS	EXS	GDS	WAY	WBY	WTS	EXS	GDS	WAY
Y1	1%	13%	41%	46%	0%	1%	17%	56%	28%	0%	1%	11%	53%	36%	0%
Y2	0%	12%	47%	41%	0%	0%	17%	53%	30%	0%	0%	11%	59%	29%	1%
Y3	4%	20%	44%	31%	0%	0%	28%	54%	18%	0%	1%	19%	46%	32%	2%
Y4	7%	16%	50%	28%	0%	4%	31%	51%	13%	0%	4%	16%	37%	43%	0%
Y5	2%	14%	55%	28%	0%	2%	18%	64%	16%	0%	1%	19%	34%	37%	8%
Y6	1%	11%	42%	46%	0%	1%	13%	57%	29%	0%	1%	9%	48%	42%	0%
ALL	2.5%	14%	46.5%	37%	0%	1%	21%	56%	22%	0%	1%	14%	46%	37%	1%

IN ALL THREE SUBJECTS - RWM

	EXS	GDS
Y1	76%	24%
Y2	80%	22%
Y3	67%	14%
Y4	60%	13%
Y5	72%	16%
Y6	82%	22%
All	73%	19%

Vulnerable Groups 2019-2020

SEND	EHC	Support 1 and 2	Pupil Premium		Other	EAL	G&T
NURSERY	1	2					
RECEPTION	0	1	RECEPTION	0	RECEPTION	3	0
YEAR 1	0	3	YEAR 1	3	YEAR 1	3	0
YEAR 2	0	6	YEAR 2	5	YEAR 2	1	7
YEAR 3	0	9	YEAR 3	6	YEAR 3	2	7
YEAR 4	1	13	YEAR 4	2	YEAR 4	1	8
YEAR 5	1	14	YEAR 5	10	YEAR 5	3	9
YEAR 6	3	13	YEAR 6	4	YEAR 6	3	8
Whole School	6	61	Whole School	30	Whole School	15	39

School Improvement Targets 2019-2020

- Priority 1:** To increase the progress of our SEN children in English and Maths outcomes
- Priority 2:** To prepare middle leaders and subject leaders for the expectations of the new framework
- Priority 3:** To raise the profile of Mental Health and Well Being within the school community.
- Priority 4:** To ensure our curriculum delivery has a clear intent and implementation processes

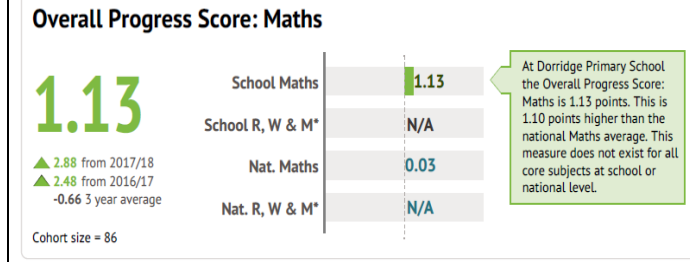
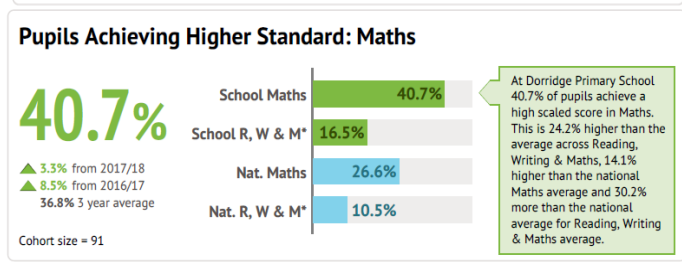
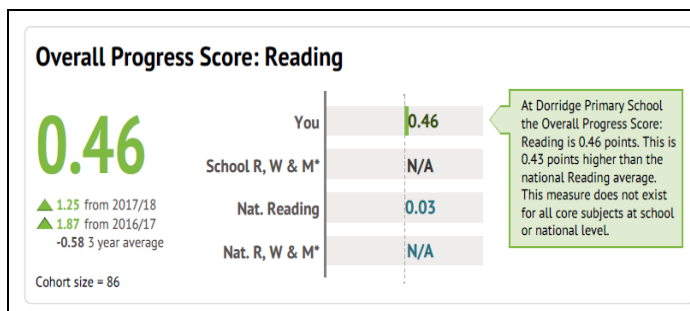
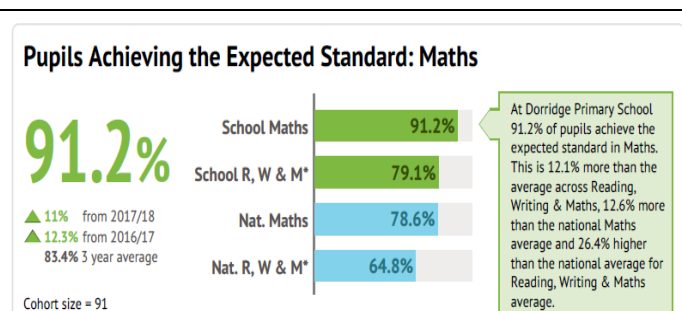
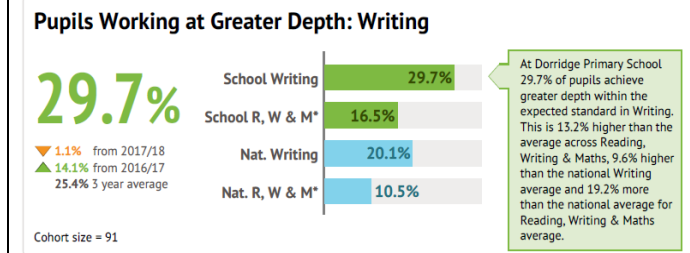
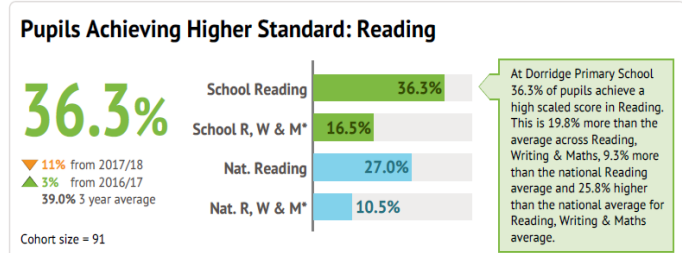
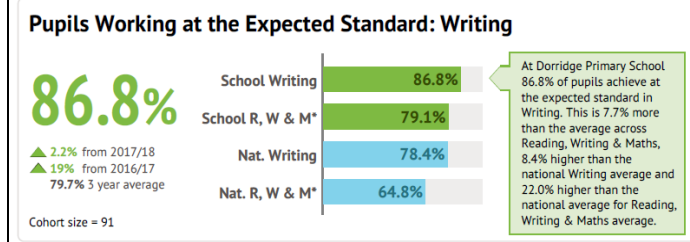
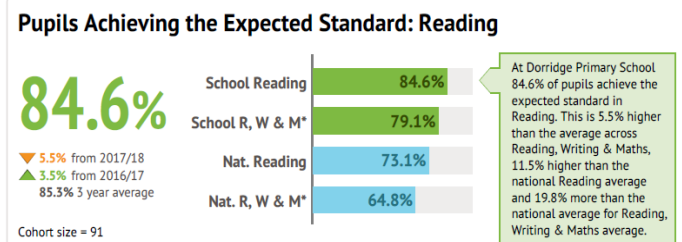
Dorridge Primary School

Station Road, Dorridge, Solihull, West Midlands B93 8EU

Inspection dates

6-7 February 2018

Overall effectiveness	Good
Effectiveness of leadership and management	Good
Quality of teaching, learning and assessment	Good
Personal development, behaviour and welfare	Outstanding
Outcomes for pupils	Good
Early years provision	Outstanding



2019 KS1 Phonic Results

% of Learners Meeting the Required Standard of Phonic Decoding by Year 2	You	LA Average	National Average
All Learners	100%	94.0%	92%
All Boys	100%	92.0%	90%
All Girls	100%	96.0%	94%

% Results at KS1 in READING

	You	LA Average	National Average
All Learners EXP+	88%	77.0%	75%
All Learners GD	41%	28.0%	26%

% Results at KS1 in MATHS

	You	LA Average	National Average
All Learners EXP+	89%	77.0%	76%
All Learners GD	30%	24.0%	22%

% Results at KS1 in WRITING

	You	LA Average	National Average
All Learners EXP+	83%	72.0%	70%
All Learners GD	30%	19.0%	16%